

Making the most of a hoophouse



KATIE PAINTER
OCTOBER 27, 2013



Supported by funding from:



Why use a hoophouse?

- Long Season
- Start earlier



How Cold is it here?



- For Owyhee, NV, average last frost is June 1-10
- Average first frost is September 11-20
- Your frost-free growing season is between 90 and 120 days.
- Most warm-season crops require at least 75 frost-free days to begin producing.

How is a hoophouse different from an outdoor garden?



- “high rent district”
- Closer spacing
- Vertical space.
- Need good soil
- Problems with pests, diseases, and pollination.
- Fast turnaround crops

What to plant? Cool season crops.

- What do you want to eat?
- What will your customers want to eat?
- Lettuce mixes, spinach, arugula and other greens can be harvested and will regrow several times in warmer months.
- These are high-value crops in urban areas.



What to plant? Cool season crops.

- Many root crops are cool season crops.
- Garlic and onions can be planted in the late summer or fall and will overwinter.
- Carrots, beets, and radishes can be sweeter and more delicious in cooler months.
- Generally lower in value than greens.



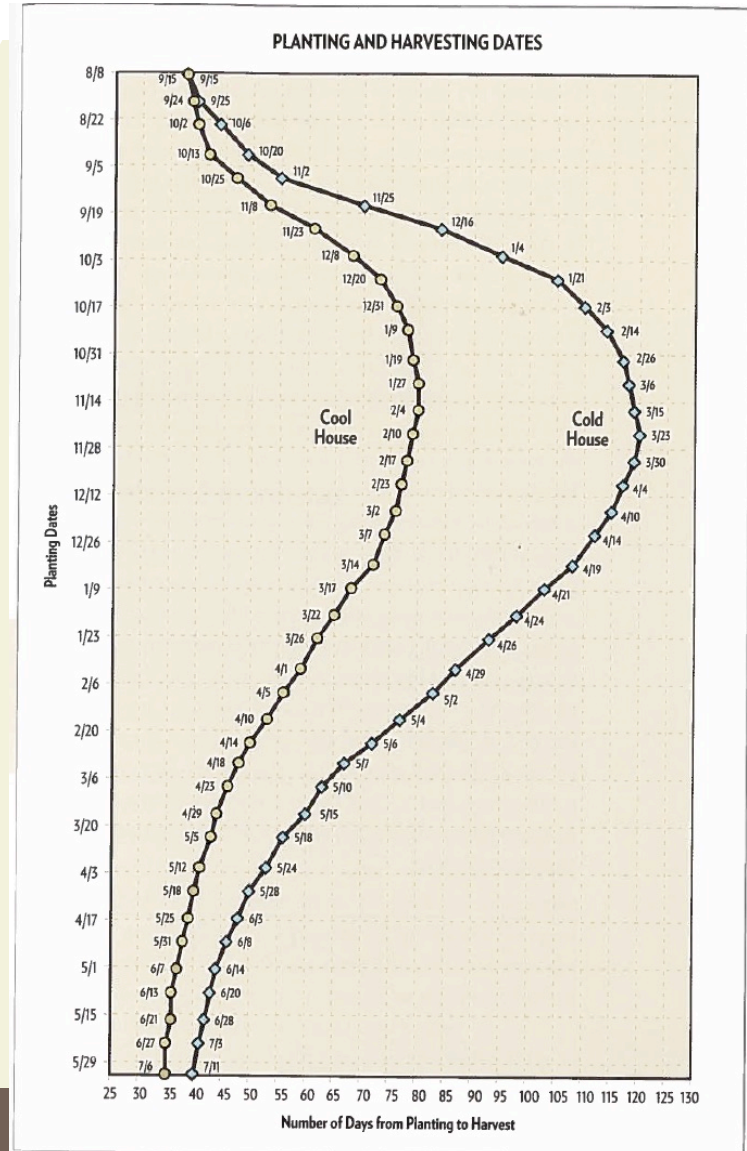
Other Cold Season Crops

- Peas
- Cilantro
- Potatoes
- Strawberries
- Cabbage, broccoli, cauliflower, kohlrabi
- Herbs like parsley, sage, rosemary, lavender, are perennials and can be harvested for much of the year.



Planting schedule for cool season crops.

- Both temperature and day length effect plant growth.
- While crops may survive the winter, they may not grow very much.
- Adding additional cold protection can help.



Other ways to protect crops.

- Row cover
- “Quick Hoops”



What to plant? Warm Season Crops

- Tomatoes and peppers are high value crops that take a long time to mature.
- Cucumbers are high value, high production, and can be grown vertically.
- Basil is a high-value crop and won't take much space in the hoophouse.



What to plant? Other warm season crops.



- Corn
- Melons
- Tomatillos
- Zucchini
- Winter Squashes
- Flowers
- You can start some of these in your hoophouse and then move them outside.



More about Warm Season Crops

- In the summer, it can get TOO HOT for the crops in your greenhouse. You will need some ventilation.
- Tomatoes and peppers are planted from seedlings. You will have to either grow them or buy them. You will probably need supplemental heat to grow them.



Soil in your Hoophouse – Get a Soil Test!




Somali Bantu Community Farm 2008 Soil Test

Dadiri



621 Rose Street
P.O. Box 80837
Lincoln, NE 68501

Tel: 402-476-2811
Fax: 402-476-7598
www.mdsharris.com



Submitted By
University of Idaho/Etter
501 Main St.
PO Box 1058
Caldwell ID, 83606

Submitted For
UNIVERSITY OF IDAHO

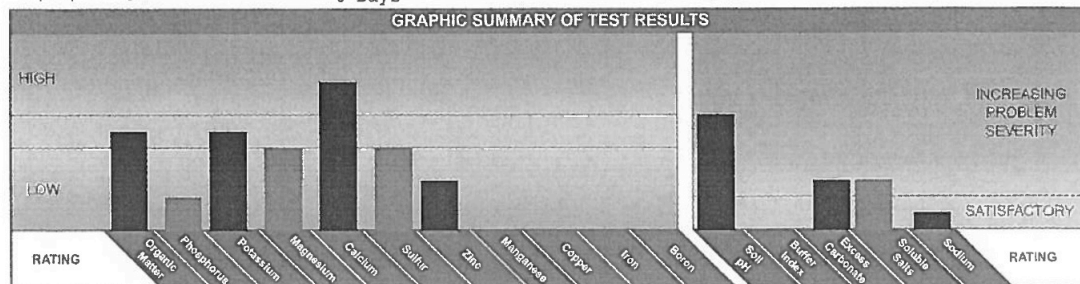
Laboratory Sample #
07380601
Field Identification

Acres Sampled
0

Date Reported
29-Feb-2008

Laboratory Turnaround
0 Days

Samples Will Be Stored Until
15-Mar-2008



REPORT OF ANALYSIS	
YOUR SAMPLE NUMBER	
C28	
Soil pH	8.1
Buffer Index	
Excess Carbonate	L
Soluble Salts (mmhos/cm)	0.48
Sodium ppm	89.0
% Organic Matter	2.8
ANALYSIS OF NUTRIENT ELEMENTS IS IN PARTS PER MILLION (ppm)	
Nitrate N	15.0
Phosphorus Bray 1 Olsen	11
Potassium	275

FERTILIZER GUIDELINES IN IN LBS. PER 1000 SQ. FT.									
1st Option Intended Crop			2nd Option Intended Crop				3rd Option Intended Crop		
GARDEN									
Yield Goal			Yield Goal				Yield Goal		
Preceding Crop			Preceding Crop				Preceding Crop		
PLANT FOOD GUIDELINE RANGES		CROP REMOVAL RATES	PLANT FOOD GUIDELINE RANGES		CROP REMOVAL RATES	PLANT FOOD GUIDELINE RANGES		CROP REMOVAL RATES	
N	3		N			N			
P ₂ O ₅	1		P ₂ O ₅			P ₂ O ₅			
K ₂ O	0		K ₂ O			K ₂ O			
MgO	0		MgO			MgO			
S	0		S			S			
Zn	0.1		Zn			Zn			

How to improve soil quality organically

- Add compost or manure.
- Grow a cover crop.
- Practice home composting.
- Use good crop rotation practices.
- Move the hoophouse, so that the same soil isn't used over and over again for the same crops.
- Prepare the soil well.



Plant spacing in the hoophouse.

- Vertical trellising for cucumbers and tomatoes.
- Tight rows for lettuce and root crops.
- Planting tools can help achieve good spacing.



What are you interested in exploring more?

