

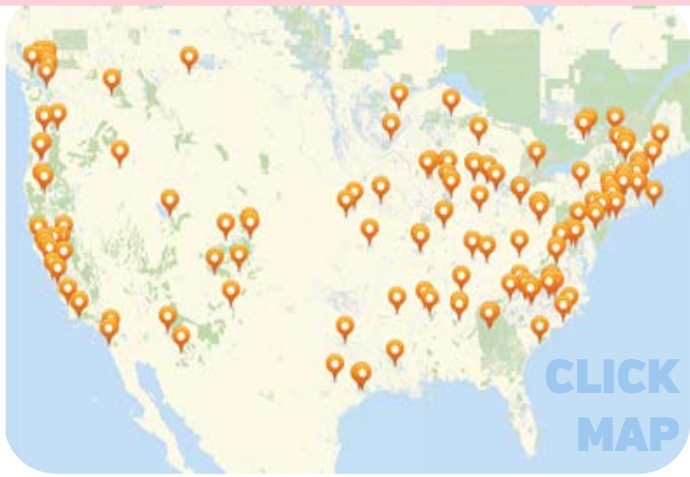


An Overview of

# INCUBATOR FARM PROJECTS



An **Incubator Farm Project (IFP)** is a **land-based, multi-grower** project that provides **training** and **technical assistance** to aspiring and beginning farmers. More info: [www.nesfp.org/nifti](http://www.nesfp.org/nifti).



## Project Type\*

**119**

Operational Incubators

**66**

Potential Incubators

**27**

University Programs

**22**

Projects Without Land

## Years in Operation

16% Pre-launch

8% 0-1 years

33% 2-4 years

43% 5+ years


**90%** of IFPs

have 3 or fewer full time staff.



IFPs range in size from

**1** plot to **45** plots



## Average Plot Size

Smallest .36 acres

Largest 2.9 acres

## IFP's Land

82% Lease Land

11% Own Land

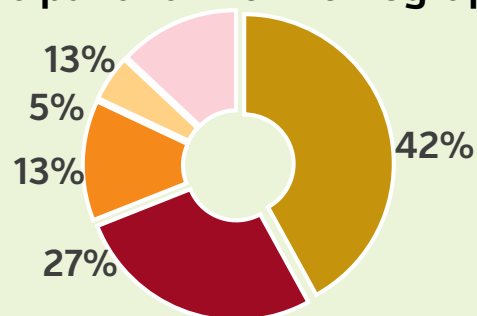
7% Lease & Own

Nationwide, over **3,100** farmers are currently served by IFPs.

In 2015, 49 IFPs supported the operation of over **400** farm businesses.

In 2014, approximately **10,550** people participated in the continuing education, CSA, land-based training, and/or other programs of 49 IFPs.

## Participant Farmer Demographics



■ US Born ■ Refugee ■ Immigrant ■ College Student ■ Other



Amongst the 60% of IFPs that limit the time farmers can stay on the land, the average program length is **4 years**.

\*The information contained in this overview was collected by NIFTI as part of its technical assistance activities. Additional data was collected through an in-depth, nationwide survey of Incubator Farm Projects, to which 49 responses were collected.